



CANTAWOOD™

Inspired By Innovation



Door To Dreams



WHY CHOOSE US ?

- ◆ Creative ideas.
- ◆ Assurance of durability and aesthetics.
- ◆ Most modern material used.
- ◆ Hassle free installation.
- ◆ Customized according to space and budget.
- ◆ Fast delivery.
- ◆ Personalized designs.
- ◆ Post installation support and service from our skilled team.
- ◆ Production line is based on Italian and German technology machines.
- ◆ Professional staff with excellence in their respective fields.

DOORS NAME	PRODUCT DESCRIPTION
ELEGENZA	Door face is made from high quality natural & decorative veneer. Both sides same. Size available upto 96"x48" (8'x4'). Standard thickness 35-36 mm.
OPTIMA	Door face is made from renowned legend recon veneer. Both side same. Size available upto 96"x48" (8'x4'). Standard thickness 35-36 mm.
GLORIA	Door face is made from merino laminate with unique designs. Based on latest trend. Both side same. Size available upto 96"x48" (8'x4'). Standard thickness 35-36 mm.
FLORA	Door face is made from high quality imported HDF skins. Size available upto 84"x39" (7'x3.25'). Standard thickness 35-36 mm.
CRYSTAL	Door face is made from laminated door skins. One side designer and other side matching colour. Size available upto 84"x39" (7'x3.25') and 96"x48" (8'x4') depends upon the designs. Standard thickness 35-36 mm.



CANTAWOOD™
Inspired By Innovation



Door to Dreams

ELEGENZA

DOOR FACE IS MADE FROM HIGH QUALITY NATURAL & DECORATIVE VENEER.
BOTH SIDE SAME.



Code : E-001
Size Available upto : 96"x48" (8'x4')
Standard Thickness : 35-36 mm



Code : E-002
Size Available upto : 96"x48" (8'x4')
Standard Thickness : 35-36 mm

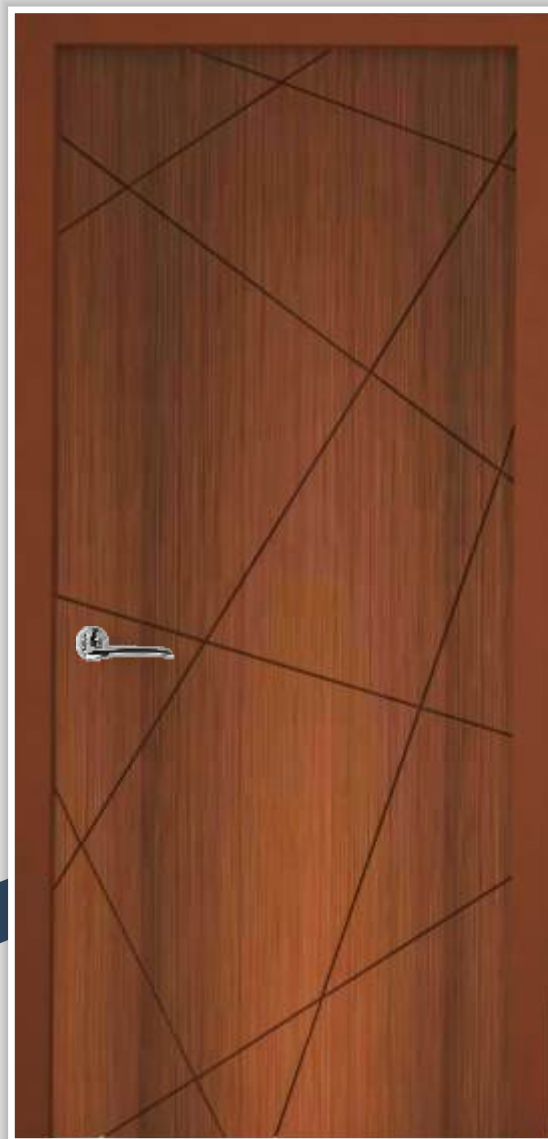


CANTAWOOD™
Inspired By Innovation



Door to Dreams

ELEGENZA

DOOR FACE IS MADE FROM HIGH QUALITY NATURAL & DECORATIVE VENEER.
BOTH SIDE SAME.



Code : E-003
Size Available upto : 96"x48" (8'x4')
Standard Thickness : 35-36 mm



Code : E-004
Size Available upto : 96"x48" (8'x4')
Standard Thickness : 35-36 mm



CANTAWOOD™
Inspired By Innovation


Door to Dreams

OPTIMA

DOOR FACE IS MADE FROM RENOWNED LEGEND RECON VENEER.
BOTH SIDE SAME.



Code : O-001
Size Available upto : 96"x48" (8'x4')
Standard Thickness : 35-36 mm



Code : O-002
Size Available upto : 96"x48" (8'x4')
Standard Thickness : 35-36 mm




CANTAWOOD™
Inspired By Innovation



Door to Dreams

OPTIMA

DOOR FACE IS MADE FROM RENOWNED LEGEND RECON VENEER.
BOTH SIDE SAME.



Code : O-003
Size Available upto : 96"x48" (8'x4')
Standard Thickness : 35-36 mm



Code : O-004
Size Available upto : 96"x48" (8'x4')
Standard Thickness : 35-36 mm



CANTAWOOD™
Inspired By Innovation



Door to Dreams

OPTIMA

DOOR FACE IS MADE FROM RENOWNED LEGEND RECON VENEER.
BOTH SIDE SAME.



Code : O-005
Size Available upto : 96"x48" (8'x4')
Standard Thickness : 35-36 mm



Code : O-006
Size Available upto : 96"x48" (8'x4')
Standard Thickness : 35-36 mm



CANTAWOOD™
Inspired By Innovation

Door to Dreams

GLORIA

DOOR FACE IS MADE FROM MERINO LAMINATE WITH UNIQUE DESIGNS.
BASED ON LATEST TREND. BOTH SIDE SAME.



Code : G-001
Size Available upto : 96"x48" (8'x4')
Standard Thickness : 35-36 mm

Code : G-002
Size Available upto : 96"x48" (8'x4')
Standard Thickness : 35-36 mm



CANTAWOOD™
Inspired By Innovation

Door to Dreams

GLORIA

DOOR FACE IS MADE FROM MERINO LAMINATE WITH UNIQUE DESIGNS .
BASED ON LATEST TREND. BOTH SIDE SAME.



Code : G-003
Size Available upto : 96"x48" (8'x4')
Standard Thickness : 35-36 mm

Code : G-004
Size Available upto : 96"x48" (8'x4')
Standard Thickness : 35-36 mm



CANTAWOOD™
Inspired By Innovation

Door to Dreams

GLORIA

DOOR FACE IS MADE FROM MERINO LAMINATE WITH UNIQUE DESIGNS.
BASED ON LATEST TREND. BOTH SIDE SAME.



Code : G-005
Size Available upto : 96"x48" (8'x4')
Standard Thickness : 35-36 mm

Code : G-006
Size Available upto : 96"x48" (8'x4')
Standard Thickness : 35-36 mm



CANTAWOOD™
Inspired By Innovation

Door to Dreams

FLORA

DOOR FACE IS MADE FROM HIGH QUALITY IMPORTED HDF SKINS.



Code : F-001
Size Available upto : 84"x39" (7'x3.25')
Standard Thickness : 35-36 mm



Code : F-002
Size Available upto : 84"x39" (7'x3.25')
Standard Thickness : 35-36 mm



CANTAWOOD™
Inspired By Innovation

Door to Dreams

FLORA

DOOR FACE IS MADE FROM HIGH QUALITY IMPORTED HDF SKINS.



Code : F-003
Size Available upto : 84"x39" (7'x3.25')
Standard Thickness : 35-36 mm



Code : F-004
Size Available upto : 84"x39" (7'x3.25')
Standard Thickness : 35-36 mm



CRYSTAL

DOOR FACE IS MADE FROM LAMINATED DOOR SKINS.
ONE SIDE DESIGNER AND OTHER SIDE MATCHING COLOUR.



C-001
7x3.25 Ft



C-002
7x3.25 Ft



C-003
7x3.25 Ft



C-004
7x3.25 Ft



C-005
7x3.25 Ft



C-006
7x3.25 Ft & 8x4 Ft



CANTAWOOD™
Inspired By Innovation

Door to Dreams

CRYSTAL

DOOR FACE IS MADE FROM LAMINATED DOOR SKINS.
ONE SIDE DESIGNER AND OTHER SIDE MATCHING COLOUR.



C-007
7x3.25 Ft & 8x4 Ft



C-008
7x3.25 Ft & 8x4 Ft



C-008
7x3.25 Ft & 8x4 Ft



C-010
7x3.25 Ft



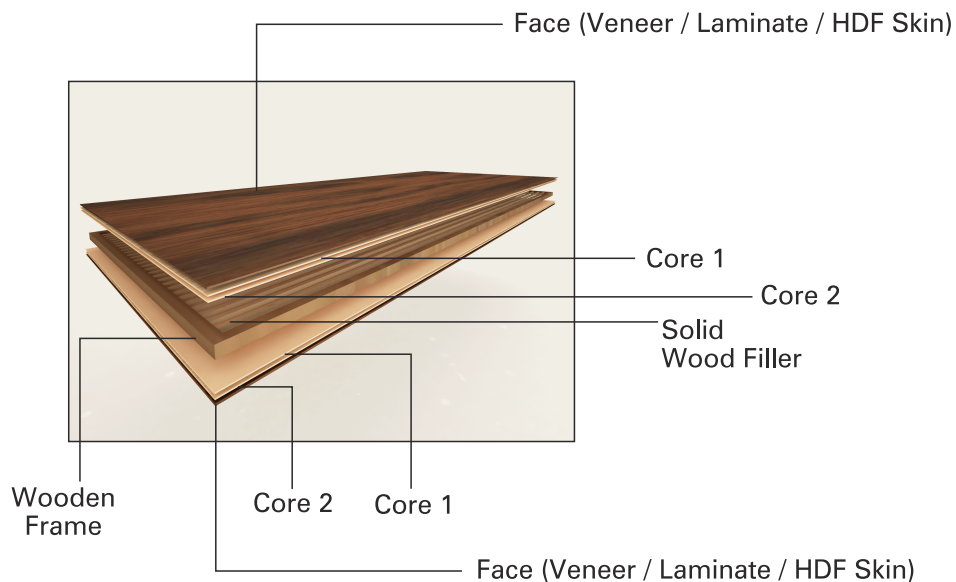
C-011
7x3.25 Ft



C-012
7x3.25 Ft

PRODUCT QUALITY DESCRIPTION

- ◆ Seasoned pine wood is used to prevent bending of the doors.
- ◆ PF Resin water proof adhesive is used for moisture protection.
- ◆ Double core is used on both sides of the door (which comes between the face and the base door) which gives extra strength and life to the door.
- ◆ Fillers of solid wood are used to make the base door.
- ◆ Quality is taken care of, by using faces from high-end brands.



PRODUCTION UNIT



FEATURES

ISO 9001:2015
CERTIFIED





CANTAWOOD INDUSTRIES

Plot No. 257, New Rishi Nagar, Industrial Area, Hambran-141 010, Ludhiana.

Mobile : +91-987 799 5275, 987 799 5276

Marketing Office : Shop No: 8-9, Sukhmani Tower, Kochar Market Chowk, Ludhiana, Punjab 141002

Mobile : 98779-95275, 98779-95276

✉ sales@cantawood.com, info@cantawood.com 🌐 www.cantawood.com

📘 www.facebook.com/cantawood